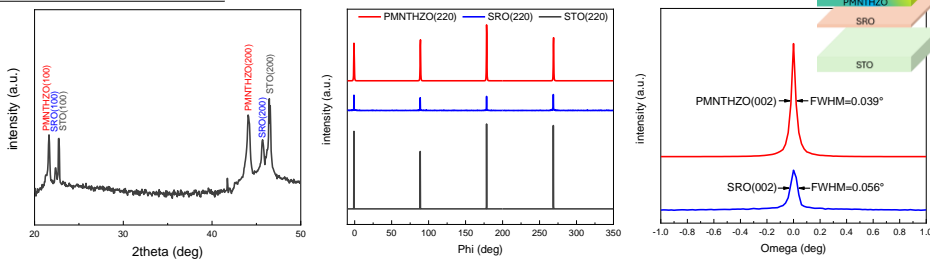


Revolutionizing High-Entropy MEMS with Superior Thermal Stability and Scalability

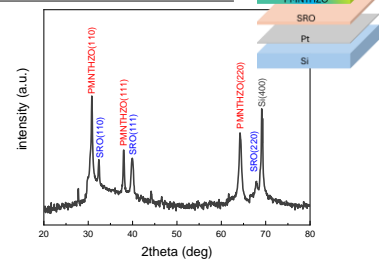
Structural Characterization

PMNTHZO/SRO on STO

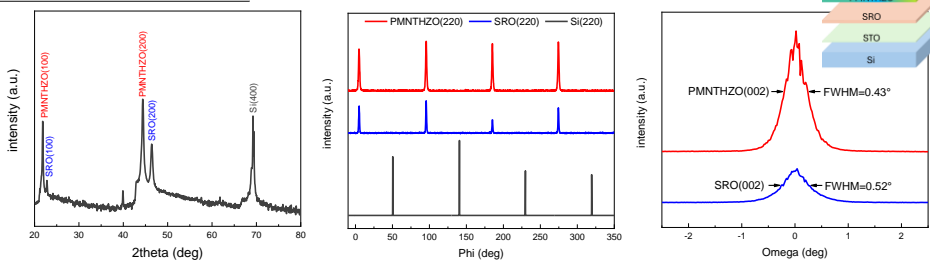


- PMNTHZO and SRO can be epitaxially grown on STO substrate.

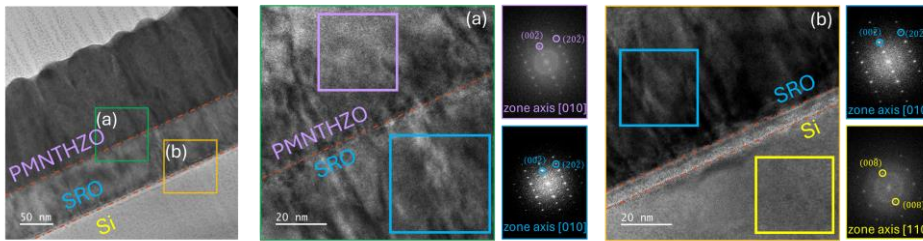
PMNTHZO/SRO on Pt/Si



PMNTHZO/SRO on STO/Si

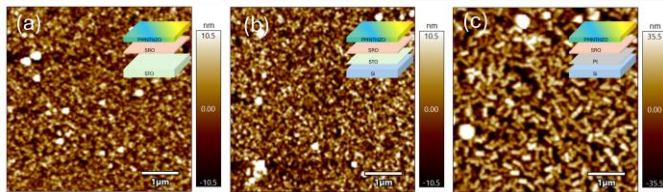


- The epitaxial relationship between PMNTHZO and SRO on STO/Si substrate can be observed by XRD and TEM.



Morphology

Atomic Force Microscope



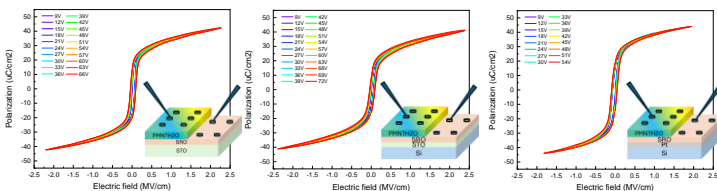
Substrate RQ

Substrate	RQ
STO	4.656 nm
STO/Si	5.554 nm
Pt/Si	18.409 nm

- (a)-(b), The surface quality of PMNTHZO/SRO on STO and STO/Si substrate are great. (c) AFM image of PMNTHZO/SRO on Pt/Si substrate.

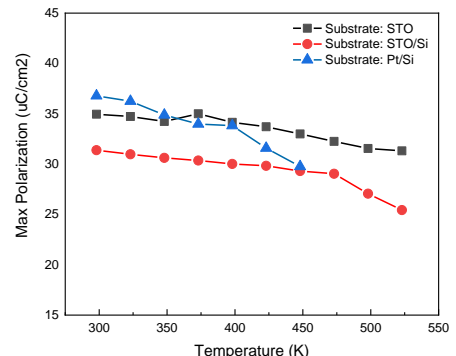
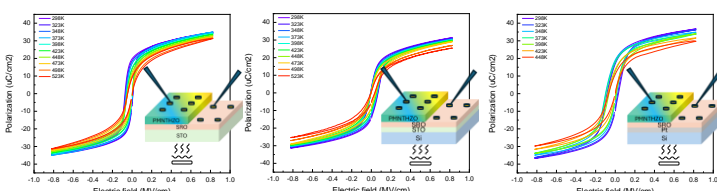
Electrical Properties

Breakdown Voltage measurement



- The P-E hysteresis loop of PMNTHZO demonstrates high breakdown voltage.

Thermal Stability measurement



- The P-E hysteresis loop with heating shows that the thermal stability are excellent for PMNTHZO.