

















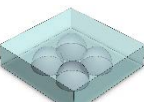










Table 1: Schematic illustration of the fabrication processes.

Step	3-D view	Top view	Cross-sectional view	Note
A				Master
B				Soft stamp
C				Imprint on silicon
D				Descumming and masking
E				Etching
F				Oxidation
G				Soft stamp
H				Imprint on glass
I				Etching