

Fig 1. Structures and properties of DKI-6, DKG-6, DKZ-6, and HTP-7 precursors

Fig 2. Vapor pressure of DKI-6, DKG-6, DKZ-6, and HTP-7

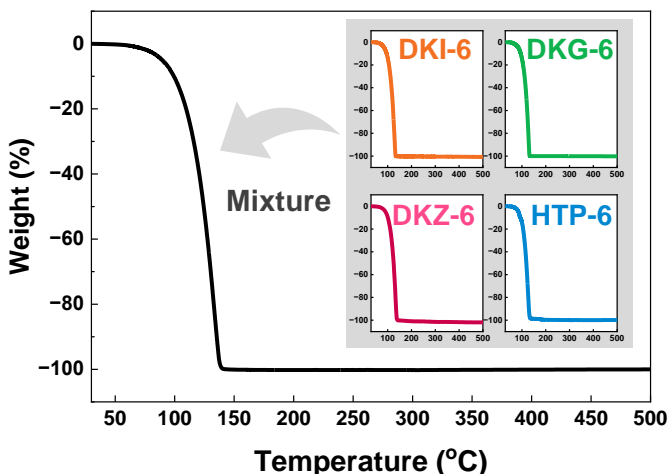


Fig 3. TGA analysis of mixed precursors in the same mole ratio (under 10 torr)

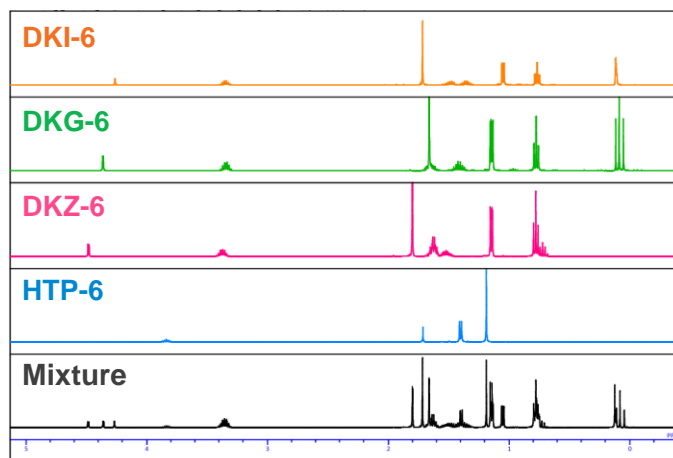


Fig 4. <sup>1</sup>H NMR analysis of mixed precursors in the same mole ratio at room temperature

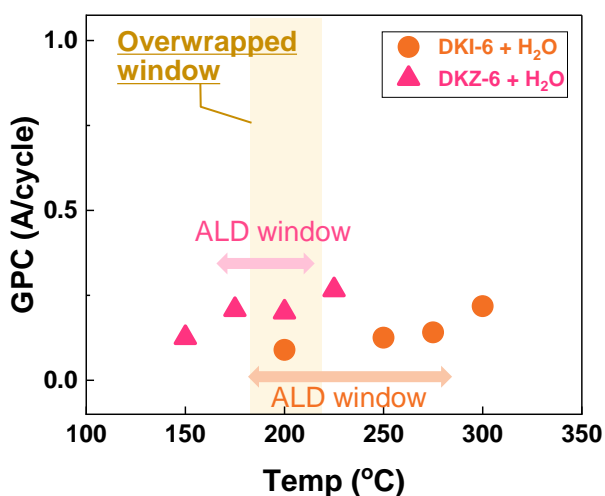


Fig 5. ALD window and GPC of DKI-6 and DKZ-6 on SiO<sub>2</sub> substrate

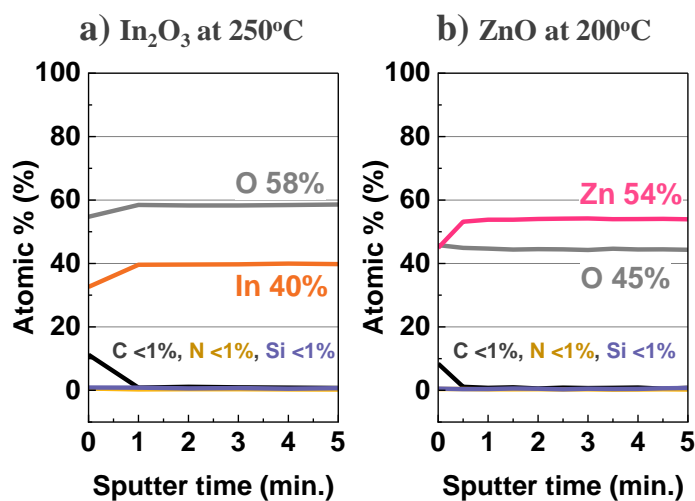


Fig 6. XPS depth analysis of a) DKI-6 with H<sub>2</sub>O at 250°C, b) DKZ-6 with H<sub>2</sub>O at 200°C