

# Towards high throughput molecular layer deposition of alucone films

Hardik Jain<sup>a,b</sup>, Mariadriana Creatore<sup>b</sup>, Paul Poodt<sup>a,b\*</sup>

<sup>a</sup>TNO/Holst Centre, 5656 AE Eindhoven, Netherlands

<sup>b</sup>Department of Applied Physics, Eindhoven University of Technology, 5600 MB Eindhoven, The Netherlands

## SUPPLEMENTARY INFORMATION

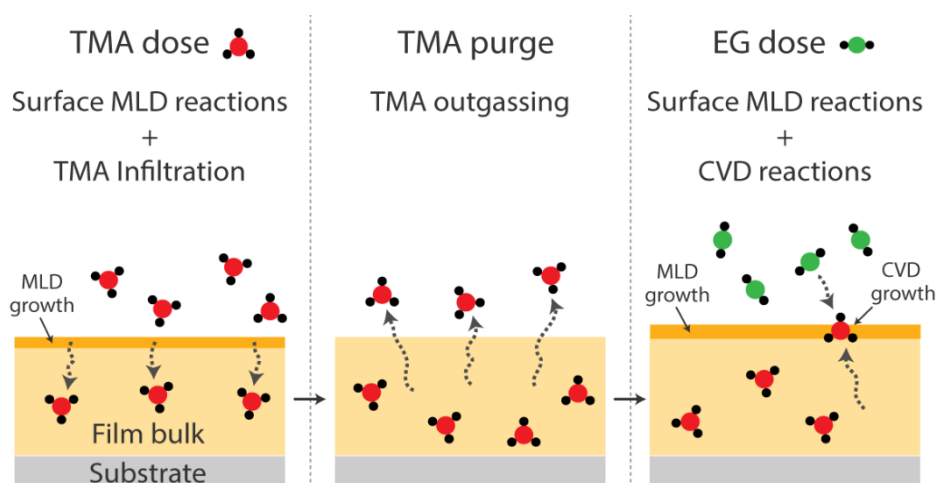


Figure 1: Alucone film growth scheme showing how surface MLD reactions and CVD reactions contribute towards overall film growth. TMA = Trimethylaluminum, EG = Ethylene glycol

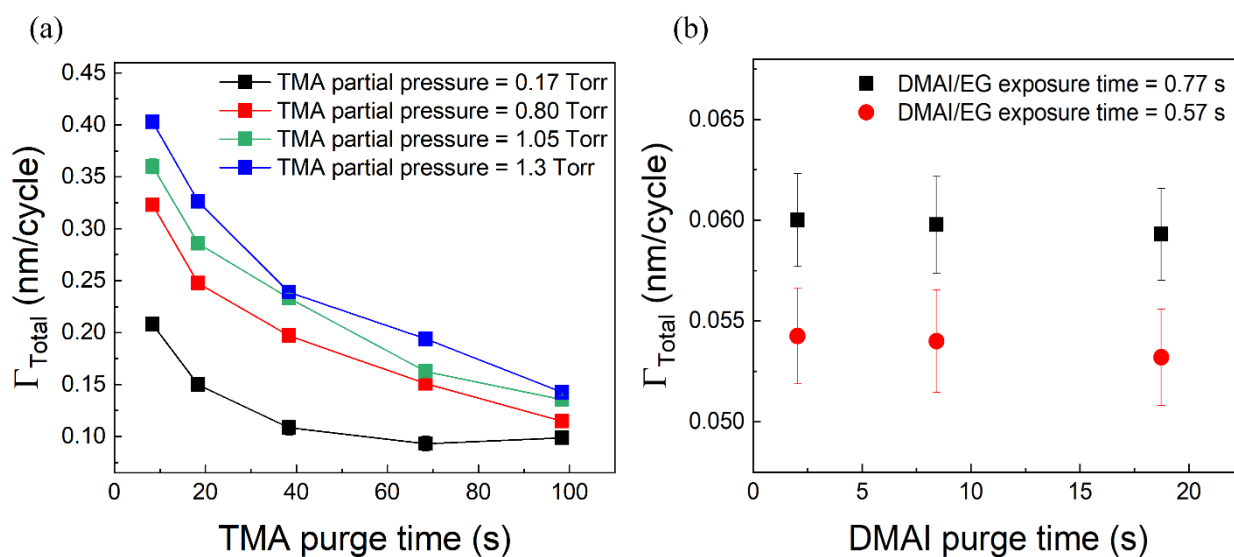


Figure 2: a) Growth-per-cycle (GPC) of the TMA + EG alucone MLD as a function of TMA purge time. In these experiments conducted at 150 °C, the EG dose and purge time were kept constant while the TMA purge time was varied. b) Growth-per-cycle (GPC) of the DMAI + EG alucone MLD as a function of DMAI purge time.

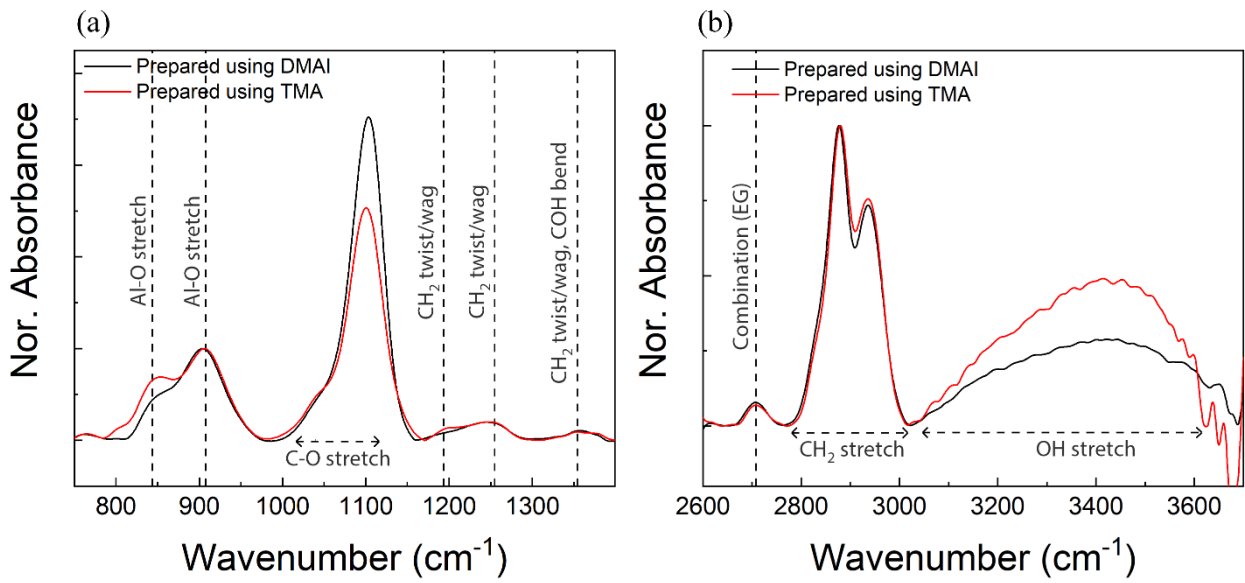


Figure 3: IR absorbance of as-prepared alucone films deposited using DMAI + EG (black) and TMA + EG (red) in the a) Low-frequency region b) High-frequency region

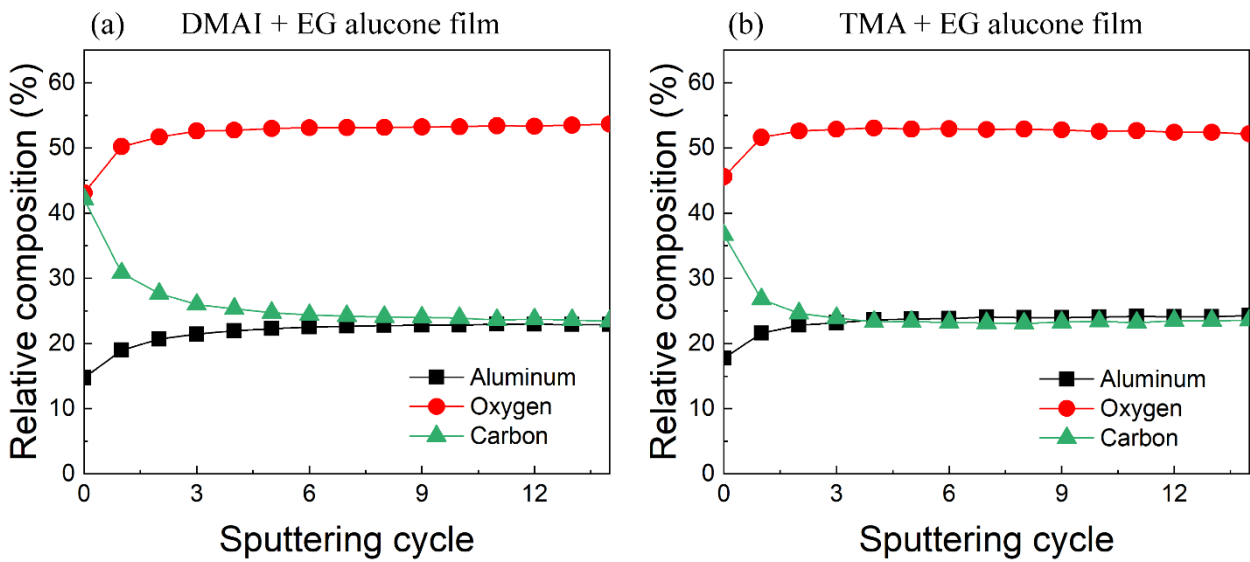


Figure 4: Relative elemental composition of as-prepared alucone films deposited using a) DMAI + EG b) TMA + EG