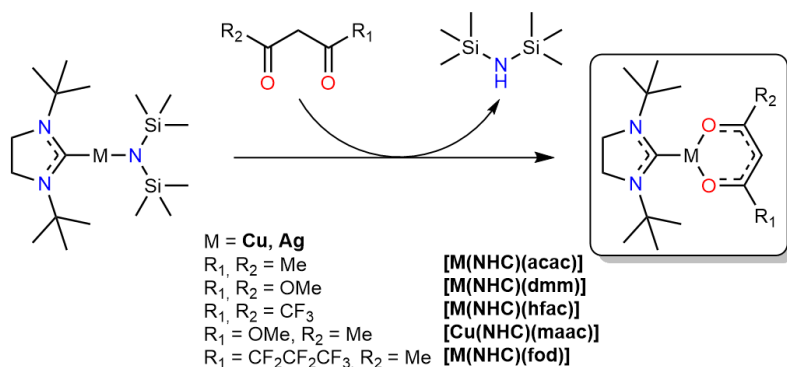


Associated Publication:

“Role of anionic backbone in NHC-stabilized coinage metal complexes: New precursors for atomic layer deposition”

N. Boysen, A. Philip, D. Rogalla, M. Karppinen and A. Devi, *Chem. Eur. J.*, 2022, Accepted Article, doi:10.1002/chem.202103798



Scheme 1. Synthetic pathway for the formation of the [M(NHC)(diketonate)] complexes.

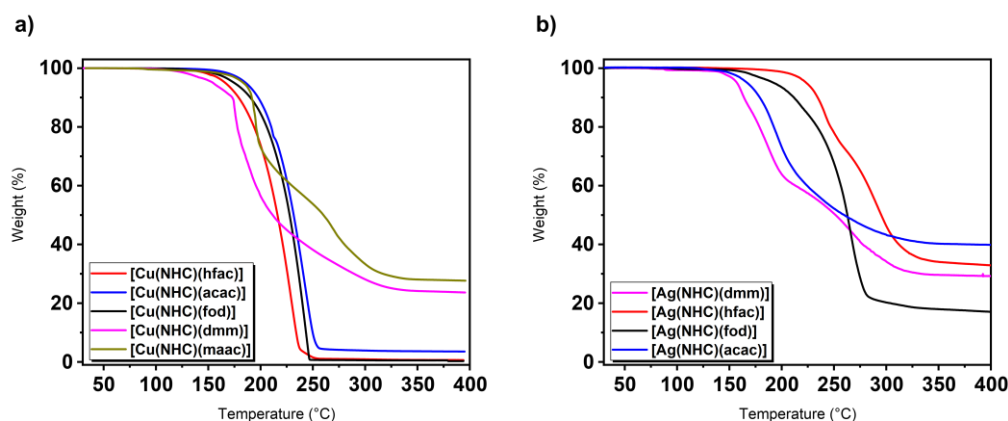


Figure 1. Thermogravimetric (TG) evaporation profiles for [M(NHC)(diketonate)] compounds.

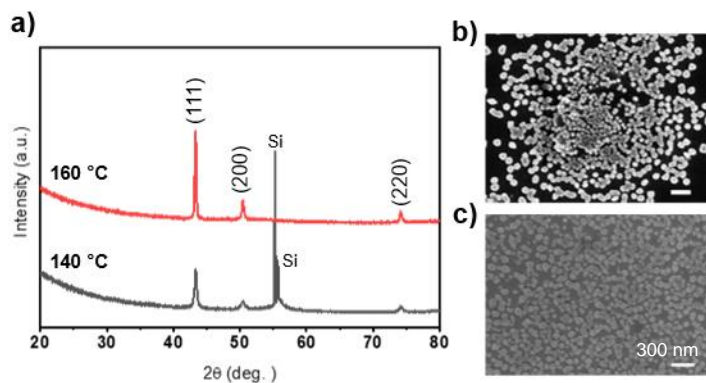


Figure 2. a) X-ray diffraction (XRD) pattern of Cu deposited at 140 °C and 160 °C. b) SEM image of Cu nanoparticles deposited at 160 °C. c) SEM image of Cu nanoparticles deposited at 145 °C.